

ISOBOND SR 7100 TH / SD 710X

Epoxy Structural adhesive for thin or thick bonding and lamination to recover prepreg

ISOBOND SR 7100 TH - SD 710X system has been specially formulated for thick and thin bonding from 0.1 mm to few cm. It exhibit high fatigue strength (excellent resistance against microcracks propagation).

		SD 7106	SD 7105	SD 7103
Reactivity level		Fast	Standard	Slow
Initial viscosity (mPa.s)	@ 20 °C	77000	99700	73500
	@ 30 °C	67000	82200	64300
Pot Life (500 g)	@ 20 °C	15 min	40 min	02 h 00
	@ 30 °C	7 min	20 min	45 min
Mixing ratio	By weight	100 / 45	100 / 45	100 / 45
	By volume	100 / 50	100 / 50	100 / 50
Shear strength	N/mm ²	34	30	29
% Elongation at max strength	%	2,7	3,3	3,5
Gel Time	@ 20 °C	04 h 25	05 h 45	10 h 50
	@ 30 °C	02 h 20	03 h 30	05 h 10
Time to reach 400 mPa.s	@ 20 °C	3 min	3 min	3 min
	@ 30 °C	3 min	3 min	3 min
Demold time	@ 20 °C	13 h 15	27 h 15	32 h 30
	@ 30 °C	07 h 00	16 h 30	15 h 30

ISOBOND SR 7100 TH - SD 710X system has been specially formulated for thick and thin bonding from 0.1 mm to few cm. It exhibit high fatigue strength (excellent resistance against microcracks propagation).

- High performance adhesive
- Adheres to most materials
- Specifically designed for composite structural bonding
- Excellent resistance against microcracks propagation (high GIc)
- Gel texture easy to apply and mix
- Outstanding wettability of surfaces
- 3 variable speed hardeners

Application on nonporous surface material is possible. The hand mixing for quantities greater than 200 or 300 grams can be complicated and induce significant risks of inhomogeneous mixture in production. A machine of dosing and mixing may then be considered and become essential in order to avoid any difference in quality.



Epoxy resin ISOBOND SR 7100 TH

Appearance		gel
Color		blue
Viscosity (mPa.s)	@ 15 °C	77500 ± 15500
	@ 20 °C	59000 ± 14900
	@ 25 °C	43900 ± 13100
Density	@ 20 °C	1,1800
Storage (months)	@ Ta	24

Hardener(s)

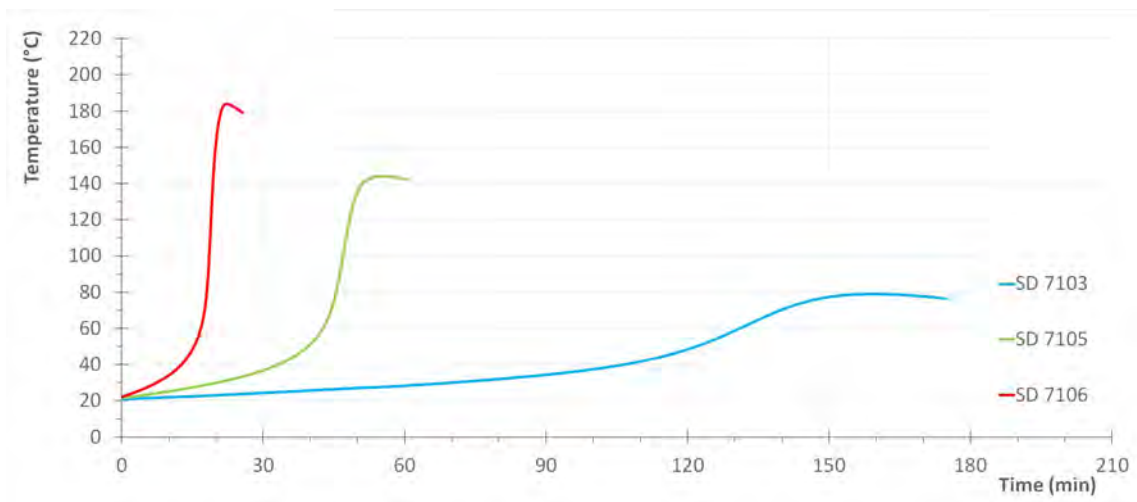
		SD 7106	SD 7105	SD 7103
Appearance		gel	gel	gel
Color		dark green / black	yellow-orange	red
Reactivity level		Fast	Standard	Slow
Viscosity (mPa.s)	@ 15 °C	53000 ± 10600	47010 ± 16710	35000 ± 7000
	@ 20 °C	35000 ± 7000	36310 ± 13610	26000 ± 5200
	@ 25 °C	23000 ± 4600	29470 ± 11570	21000 ± 4200
Density	@ 20 °C	1,0687	1,0240	1,0205
Storage (months)	@ Ta	18	18	18

Mixe(s) ISOBOND SR 7100 TH / SD 710X

	SD 7106	SD 7105	SD 7103
Appearance	gel	gel	gel
Color	dark green / black	green	purple
Mixing ratio			
By weight	100 / 45	100 / 45	100 / 45
By volume	100 / 50	100 / 50	100 / 50
Initial viscosity (mPa.s) @ 20 °C	77000	99700	73500
Density @ 20 °C	1,1098	1,1076	1,1001
PP 50 mm / 10 s ⁻¹ @ 30 °C	67000	82200	64300

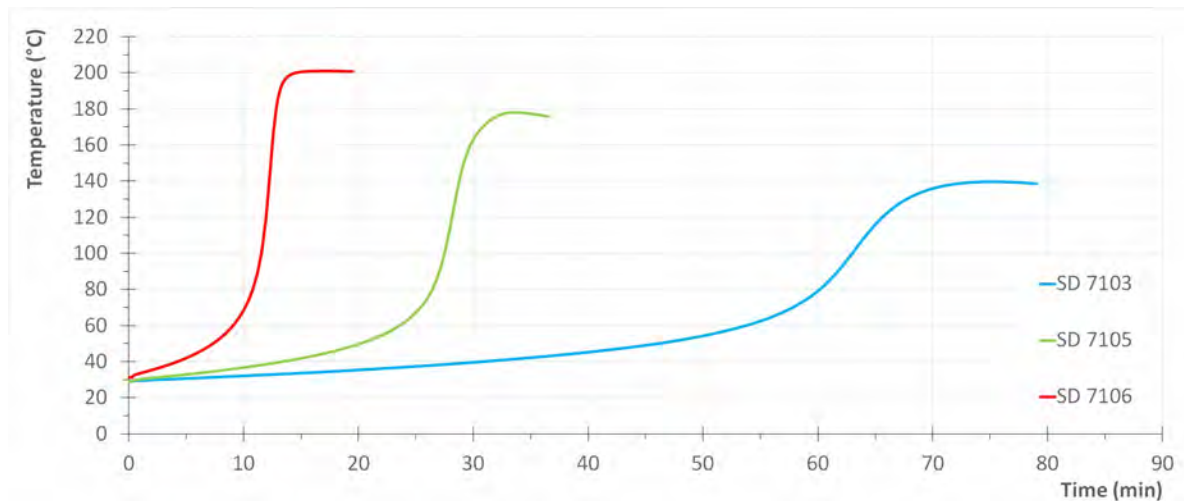
Reactivity @ 20 °C for 500 g ISOBOND SR 7100 TH / SD 710X

	SD 7106	SD 7105	SD 7103
Exothermic temperature (°C)	185	145	80
Exothermic peak time	22 min	55 min	02 h 35
Time to reach 50 °C	15 min	40 min	02 h 00



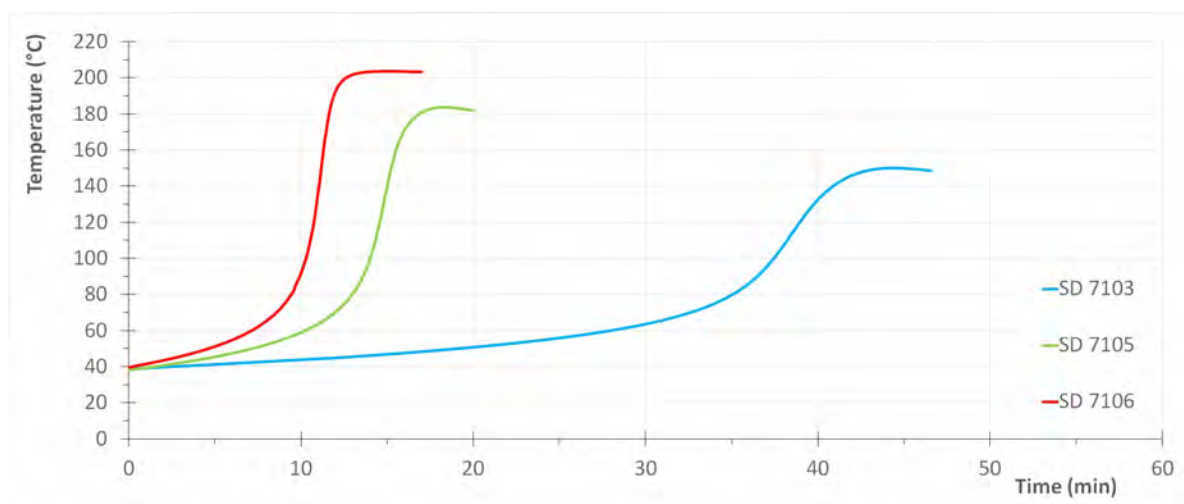
Reactivity @ 30 °C for 500 g ISOBOND SR 7100 TH / SD 710X

	SD 7106	SD 7105	SD 7103
Exothermic temperature (°C)	200	180	140
Exothermic peak time	15 min	35 min	01 h 15
Time to reach 50 °C	7 min	20 min	45 min



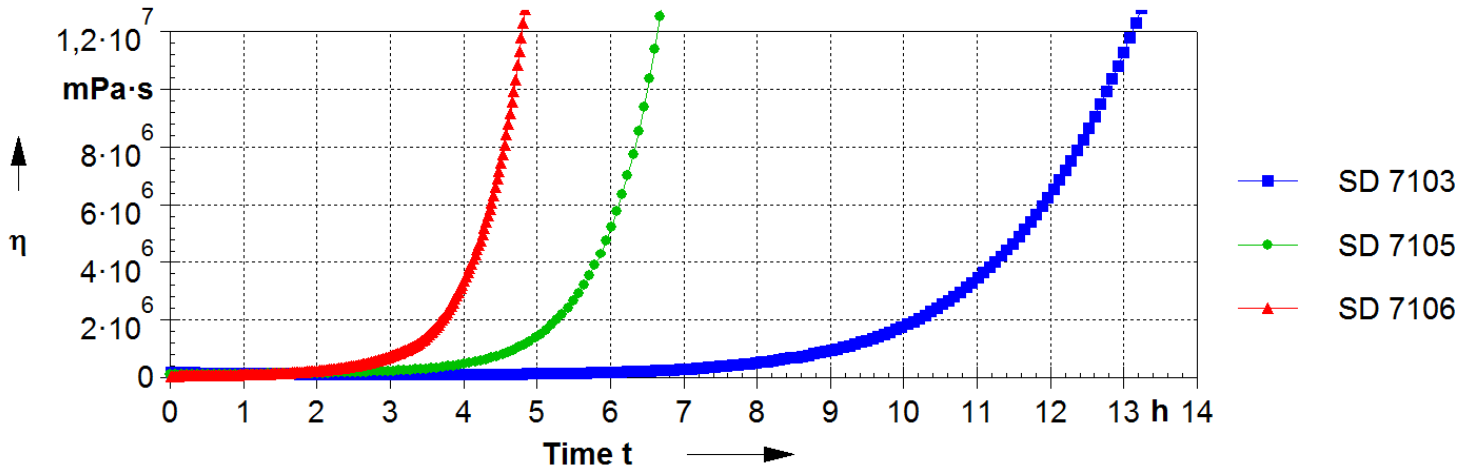
Reactivity @ 40 °C for 500 g ISOBOND SR 7100 TH / SD 710X

	SD 7106	SD 7105	SD 7103
Exothermic temperature (°C)	205	185	150
Exothermic peak time	14 min	18 min	45 min
Time to reach 50 °C	4 min	7 min	20 min

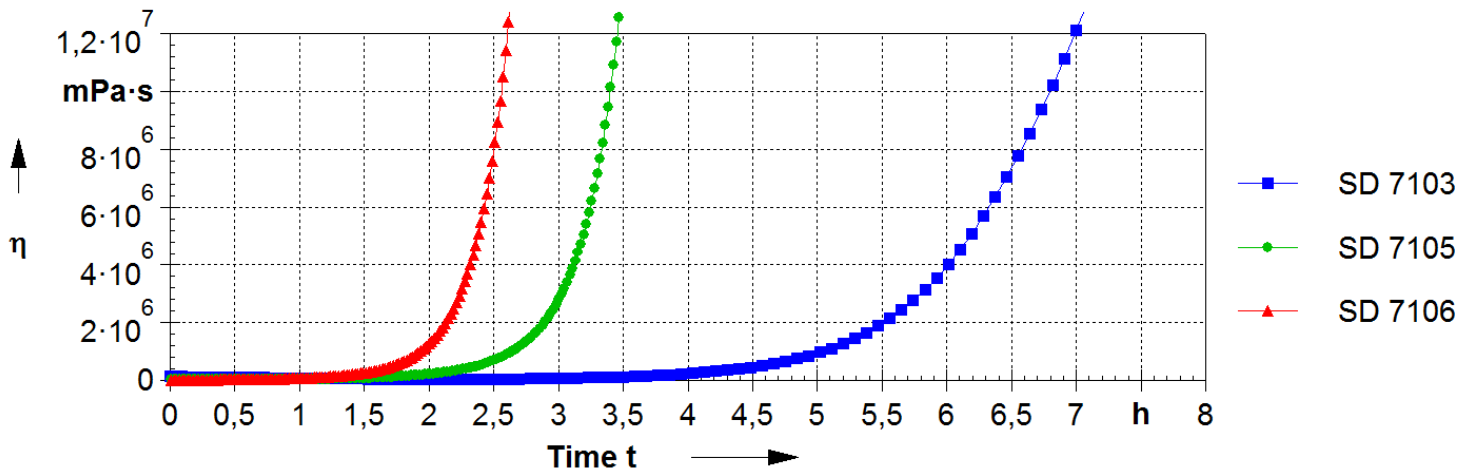


1 mm thick layer reactivity

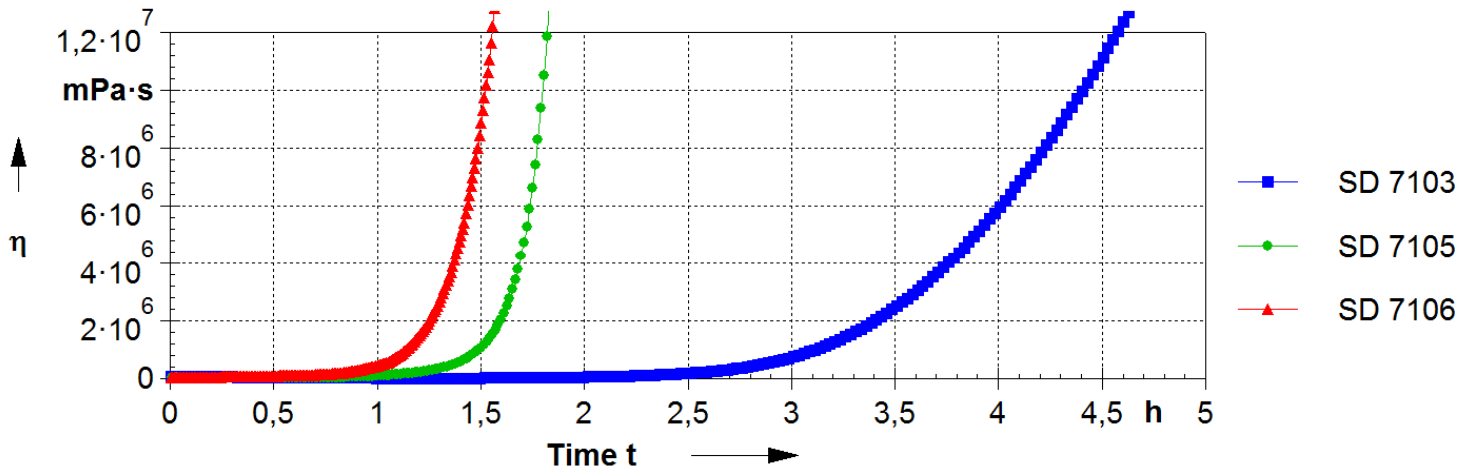
@ 20 °C



@ 30 °C



@ 40 °C



Mechanical properties on cast resin :

		ISOBOND SR 7100 TH / SD 7106			ISOBOND SR 7100 TH / SD 7105		
Curing cycles		7 j @ TA	24 h @ TA + 16 h @ 40°C	24 h @ TA + 8 h @ 60°C	7 j @ TA	24 h @ TA + 16 h @ 40°C	24 h @ TA + 8 h @ 60°C
Tensile							
Modulus	N/mm ²	2 710	2 600	2 710	2 400	2 400	2 300
Maximum strength	N/mm ²	40	39	42	38	39	39
Breaking Strength	N/mm ²	37	36	40	32	32	35
Elongation at max strength	%	2,8	3,1	2,7	3	3,2	3,3
Elongation at break	%	3,8	5,3	3,5	4,2	6,2	6,9
Flexion							
Modulus	N/mm ²	2 230	2 370	2 340	2 200	2 200	2 200
Maximum strength	N/mm ²	69	75	77	70	71	72
Breaking Strength	N/mm ²			47	39	NB	NB
Elongation at max strength	%	4,7	4,7	4,8	4,5	4,6	4,8
Elongation at break	%			12,7	13,4	NB	NB
Compression							
Yield strength	N/mm ²	68	75	70	65	64	65
Shear strength							
On pure resin	N/mm ²	33	34	34	29	29	30
Alu / Alu bonding	N/mm ²	12,3	12,5	17,5	18,5	23	24,9
Steel / Steel bonding	N/mm ²	25,7	26,4	26	26,3	26,8	27,1
Stainless / Stainless bonding	N/mm ²	23,3	25	27,2	25,5	26,1	28,6
Wood / Wood bonding	N/mm ²	FT	FT	FT	FT	FT	FT
GRP/GRP bonding	N/mm ²	33,1	27,2	35	32,7	33,4	36
Toughness							
G1c interlaminar (J/m ² -CBT)							
DSC glass transition							
TG1 onset	°C	61	59	59	57	58	53
TG1 max onset	°C	53	55	62			64

Mechanical properties on cast resin :

		ISOBOND SR 7100 TH / SD 7103		
Curing cycles		7 j @ TA	24 h @ TA + 16 h @ 40°C	24 h @ TA + 8 h @ 60°C
Tensile				
Modulus	N/mm ²	1 800	2 000	2 260
Maximum strength	N/mm ²	28	32	35
Breaking Strength	N/mm ²	22	28	30
Elongation at max strength	%	3,5	3,5	3,5
Elongation at break	%	18,6	10,2	14,3
Flexion				
Modulus	N/mm ²	1 770	1 760	1 860
Maximum strength	N/mm ²	56	57	59
Breaking Strength	N/mm ²	NB	NB	35
Elongation at max strength	%	5	5,1	5
Elongation at break	%	NB	NB	14,5
Compression				
Yield strength	N/mm ²	52	52	54
Shear strength				
On pure resin	N/mm ²	28	28	29
Alu / Alu bonding	N/mm ²	24,5	24,9	26,7
Steel / Steel bonding	N/mm ²	27,2	27,2	28,1
Stainless / Stainless bonding	N/mm ²	25,8	26,6	29
Wood / Wood bonding	N/mm ²	FT	FT	FT
GRP/GRP bonding	N/mm ²	33,5	29,3	33,1
Toughness				
G1c interlaminar (J/m ² -CBT)				
DSC glass transition				
TG1 onset	°C	54	54	60
TG1 max onset	°C			60

Tests carried out on samples of pure cast resin, without prior degassing, between steel plates.

Measures undertaken according to the following norms:

Mechanical tests:

Tension:	NF EN ISO 527-2:2012
Flexion:	NF EN ISO 178:2011
Compression:	NF EN ISO 604:2004 or NF EN ISO 844:2014 (foam product)
Charpy impact strength:	NF EN ISO 179-1:2010
Shear Strength:	ASTM D732-17 (Punch Tool)
Interlaminar shrinkage strength:	ASTM D5528-13
Toughness (GIC et KIC) :	ISO 13586:2000

Water absorption: Internal. Polymerization according to cycle, machining, weighing, time spent in distilled water at 70 °C / 48 hours, weighing 1 hour after emerging,

Bonding Strength Double lap shear:	ASTM D3528-96
	ADH = adhesive failure
	COH = cohesive failure
	TLC = thin-layer cohesive failure
	FT = fiber-tear failure.
	LFT = light-fiber-tear failure

Thermal tests:

Glass transition DSC:	NF EN ISO 11357-2:2014	-5°C to 180 °C under nitrogen gas
	T _{G1} or Onset:	1 st scan at 20 °C/min
	T _{G1} maximum or Onset:	2nd scan at 20 °C/min

Glass transition DTMA:	Temperature ramp 0 °C to 180 °C @ 2°C/min under normal atmosphere	
	NF EN ISO 11357-1:2016	T _g onset G'
	ASTM D4065-12	T _g peak G''

Physical tests:

Gardner color:	NF EN ISO 4630:2016	Visual method
Refractive index:	NF ISO 280:1999	
Viscosity:	NF EN ISO 3219:1994	Rheometer 50 mm, shear 10 s ⁻¹
Density on liquids:	ISO 2811-1:2016	Pycnometer
Density on solid:	NF EN ISO 1183-3:1999	Helium Pycnometer
Density on foam:	NF EN ISO 845:2009	
Gel time:	Cross G' G''	Rheometer CP50 - Shear rate 10 s ⁻¹
Green Carbone content:	ASTM D6866-16 or XP CEN/TS 16640 Avril 2014	

TA:	Ambient temperature (20 to 25 °C)
NC:	No information Communicated
NB:	No Breaking (maximum flexion deformation : 15 %)

Table 1st page:

Pot Life:	Time to reach 50 °C or time limit for use
Gel time:	Intersection of tangents on the viscosity curve of 1 mm thick layer
Release time:	Time required to obtain sufficient mechanical strength to release
Minimum Vacuum Time:	Time in which vacuum can be applied (25000 mPa.s)
Maximum Vacuum time:	Limit time below which a vacuum can be applied (G'G'' crossing)
Optimum Infusion time:	Time to reach 400 mPa.s
Max Infusion Time:	Time to reach 25000 mPa.s
Vacuum cut-off time:	Time to reach G'G'' crossover + 20%

LEGAL NOTES:

Information given in writing or verbally, in the context of our technical assistance and our trials, does not engage our responsibility. Information is given in good faith based on SICOMIN's current knowledge and experience of the products when properly stored, handled and applied under normal conditions in accordance with SICOMIN's recommendations. We advise users of SICOMIN products to check by some practical trials that they are suitable for the intended processes and applications. The customer's storage, the use, the implementation and the transformation of the supplied products are not under SICOMIN's control and entirely under the sole responsibility of the user.

SICOMIN reserves the right to change the properties of its products. All technical data stated in this Product Data Sheet are based on laboratory tests. Actual measured data and tolerance may vary due to circumstances beyond our control.

If our responsibility should nevertheless be involved, it would be, for all the damages, limited to the value of the goods supplied by us and processed by the customer. We guaranty the non-reproachable quality of our products, in the general context of sales and delivery. Users must always refer to the most recent issue of the local Product Data Sheet for the product concerned, copies of which will be supplied on request.